



SUPER-LINER



CLASS AND PERFORMANCE THAT THRIVES IN DEMANDING APPLICATIONS

Offering massive horsepower and torque, the Super-Liner is the truck of choice in those demanding line-haul B-double and B-triple applications.

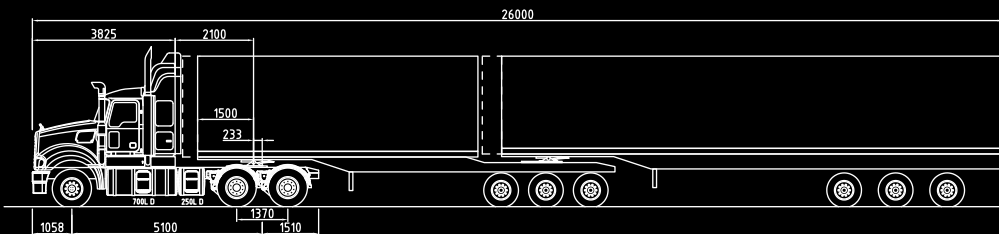
Designed specifically for, B-double, interstate line-haul, triple road trains, low-loader heavy haulage and anything in between, the Super-Liner will get the job done.

Equipped with the Mack MP10 engine (the most powerful engine Mack has offered to date) coupled with *m*DRIVE (our automated manual transmission), you'll have all the power and comfort you need.

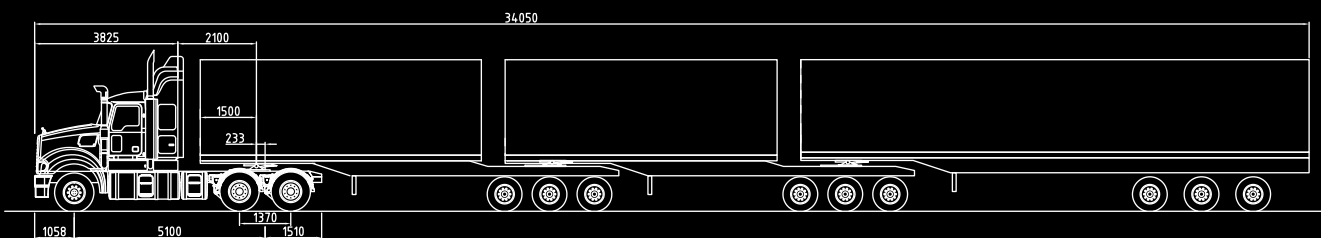
FEATURES

- » Perfect for heavy-haul, road train, and other heavy-duty applications
- » The Mack MP10 engine delivers up to 685Hp and 2,300 lb-ft torque
- » *m*DRIVE automated manual transmission takes all the effort out of gear changes
- » Mack PowerLeash offers ultimate braking control under demanding conditions
- » Mack Grade Gripper – hill start assist
- » Optional “Road Stability Advantage” rollover prevention
- » Quiet and comfortable cab
- » Great fuel economy and low emissions

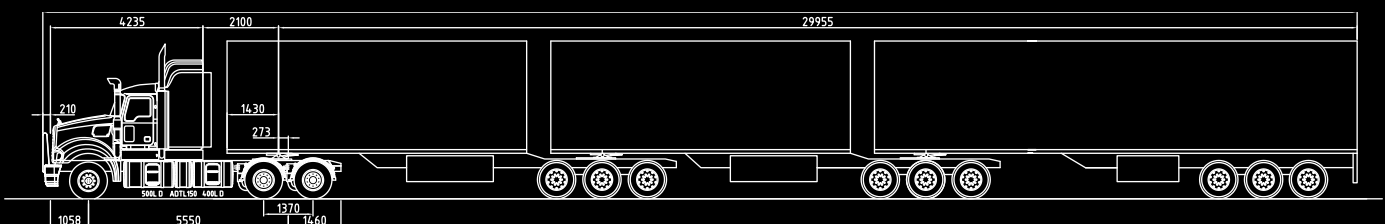
Designed and built in Australia for Australian conditions



SUPER-LINER 6X4 36" HIGH RISE SLEEPER WITH 26 METRE B-DOUBLE



SUPER-LINER 6X4 36" HIGH-RISE SLEEPER WITH 35 METRE MODULAR B-TRIPLE



SUPER-LINER 6X4 52" HIGH-RISE SLEEPER WITH B-TRIPLE



*Model shown is for illustration purposes only. Contact your Authorised Dealer for details of current options available.

BORN READY.

SUPER-LINER

ENGINE & TRANSMISSION

ENGINE

- » Mack MP10 16 litre, 600Hp – 685Hp (Ref Engine chart)
- » Selective Catalytic Reduction (SCR)
- » Emission Level Euro5 (ADR80-03)

ENGINE BRAKE

- » Advanced PowerLeash engine brake
- » Engine retarding power up to 570Hp (425kW)

AIR INTAKE & FILTER

- » Donaldson 279mm (11”) single dry type element, dual canisters mounted under the cab
- » Painted steel dust extractors and external raised air intakes mounted in front of the cabin 'A' pillars

FILTERS

- » 2 full flow and 1 bypass engine mounted oil filters
- » 2 step dual engine mounted fuel filters / water separator

AIR COMPRESSOR

- » Twin cyl 900 litres/min WABCO compressor

AIR DRYER

- » Bendix AD-IS air dryer

ALTERNATOR

- » Leece Neville 12volt/160Amp Brushed
- » Leece Neville 12volt/160Amp Brushless (optional)
- » Leece Neville 12volt/185Amp Brushless (optional)
- » Leece Neville 12volt/200Amp Brushed (optional)

STARTER

- » MELCO 12volt electric starter
- » Key type start and stop

FAN

- » Behr Visco drive (electric over viscous fan clutch)
- » 813mm (32”) 11-blade nylon fan

RADIATOR

- » NL1, Frontal area 1,757in²

EXHAUST

- » Single RHS frame mounted catalyst with stainless steel heat shield
- » Outlet twin 152mm (6”) vertical exhaust (Day Cab & Sleeper Cab)
- » Exhaust tip height above ground 3.5mtr
- » Exhaust tip height above ground 4.2mtr (optional)

TRANSMISSION

- » Automated Manual and Manual Transmissions (Ref Transmission chart)
- » Transmission oil cooler (optional)

CLUTCH

- » Eaton 394mm (15.5”) Easy Pedal with VCT Plus
- » Eaton 'SOLO' with VCT Plus (optional)
- » Air assist clutch release
- » SACHS 430mm (17”) Single Plate (*mDRIVE* only)

DRIVELINE

- » Spicer 10 series
- » SPL Maintenance Free (option)

PTO OPTIONS

- » *mDRIVE* transmission mounted – DIN or Flange (optional)
- » Rear of engine (PTO) – CA
- » Prep kit, switch, wiring and software (*mDRIVE*) (optional)

TRANSMISSION SPECIFICATIONS

MAKE	MODEL	MAX TORQUE CAPACITY	FWD GEARS	REV GEARS	LO/HI	TYPE
Mack (<i>mDrive</i>)	ATO3112D	2,350ft-lbs	12	2	11.73 / 0.78	Automated Manual
Eaton	RTLO-22918B (optional)	2,250ft-lbs (600Hp only)	18	4	14.40/0.73	Manual

AXLES, SUSPENSIONS & BRAKES

FRONT AXLE

- » Mack FXL with unitised hubs (Refer Steer Axle Chart)
- » Axle position: Mid Axle Forward: 1,058mm Bumper Front Axle

FRONT SUSPENSION

- » 1,321mm (52") long springs (Refer Steer Axle Chart)

BRAKES

- » Front automatic slack adjusters
- » Type 20 (FXL 14.6) Type 24 (FXL 16.5) brake boosters
- » S' Cam with centrifuse drums (optional)
- » Rear automatic slack adjusters
- » Type 30/30 brake boosters
- » S' Cam with cast iron drums
- » Low tare alloy hubs (optional)
- » ABS or (optional) ABS with Traction Control
- » Grade Gripper - hill start assist (standard with *mDrive*)
- » Road Stability Advantage (ESP - Electronic Stability Program) – optional

STEERING GEAR

- » Sheppard SD110
- » Steering ratio 16.9:1
- » Steering damper

REAR AXLES

- » Mack, Meritor and Dana axle options (Refer Drive Axle Chart)
- » Ratings 21 to 24 tonne

REAR SUSPENSION

- » Air and mechanical spring options (Refer Drive Axle Chart)
- » Ratings 19 to 24 tonne

INTER-AXLE/WHEEL LOCKS

- » DCDL one axle only (vendor axles only)
- » DCDL's on both axles (optional)
- » Mack Power Divider (standard with Mack axles)

WHEELS

- » 10-stud 8¼" (285mm PCD) steel disc
- » 10-stud options:
 - 8¼" (285mm PCD) machine buff disc
 - 8¼" (285mm PCD) DURABRIGHT alloy disc
 - 9" (285mm PCD) polished or DURABRIGHT alloy disc

TYRES

- » Bridgestone / Michelin tyres

STEER AXLE SPECIFICATIONS

MAKE	MODEL	CAPACITY	SUSPENSION*
Mack	FXL 14.6	14,600lbs (6.6t)	CLX (P3, M8)
Mack	FXL 16.5	16,500lbs (7.5t)	CLX (P3,M8) (optional)

* Note: Parabolic Standard Duty (P), Multileaf Standard Duty (M) – Number = Leaf Qty

DRIVE AXLE SPECIFICATIONS

MAKE	MODEL	CAPACITY	RATIOS	SUSPENSION
Mack	S462	46,000lbs (21t)	3.63, 3.94, 4.35	AD246 / CAMELBACK
Meritor	RT46-160	46,000lbs (21t)	3.42, 3.58, 3.73, 3.91, 4.10, 4.30	AP460 / AD246/MIL-H
Meritor	RT52-185	52,000lbs (24t)	3.58, 3.73, 4.10, 4.30	MIL-X
Meritor	RT50-170	50,000lbs (23t)	3.42, 3.58, 3.73, 3.91, 4.10, 4.30	AP460
Dana	D50-170	50,000lbs (23t)	3.58, 3.73, 3.91, 4.10, 4.30	AD246

Note: Other ratios available via Customer Adaptation request

CHASSIS

CHASSIS

- » Advantage 300mm x 90mm x 8mm
156,000psi/RBM 1,940,000in lb
- » Advantage 300mm x 90mm x 9.5mm
184,000psi/RBM 2,240,000in lb
- » Advantage 300mm x 90mm x 11.1mm
212,000psi/RBM 2,590,000in lb

WHEELBASE

- » 5,250mm (206") to 6,265mm (246")

AFTERFRAME

- » 1,460mm (57.5") to 1,550mm (61")
- » All chassis lengths come with tapered rail ends

CHASSIS (CONT.)

CAB SUPPORT

- » Front: Two metalistic pivot mounts
- » Rear: Air isolation with dual shock absorbers
- » Fully suspended cab
- » Rear panard rod

BULLBAR/ BUMPER/ FUPS

- » Light weight alloy bumper with front underrun protection
- » Heavy duty bullbar with front underrun protection (optional)
- » Temporary Transit FUP device (Option)

FUEL TANKS

- » 26" round polished alloy tanks (Refer Wheelbase Chart)
- » Large capacity polished D-shaped tanks (optional)
- » Stainless Steel D tank straps (CA)
- » AdBlue Tank, kerbside (LHS) location
 - 125 litre stainless steel 26" round
 - 150 litre stainless steel 26" round or D-shaped (optional)

REMOTE BREATHERS

- » Transmission, fuel and axle remote breather kit (optional)

REMOTE BREATHERS

- » Transmission, fuel and axle remote breather kit (optional)

CHASSIS ACCESS STEP

- » Staired and perforated 2 step design (optional)

BATTERIES

- » Four 12volt Bulldog batteries, high capacity (620 CCA)
- » LH and RH frame mounted with black battery box cover
- » Polished aluminium battery box cover (optional)
- » Batteries mounted in sleeper if fitted
- » Stacked battery box (CA)

TRAILER CONNECTIONS

- » Trailer - connections back of cab
- » Trailer - connections back of cab and rear of frame (optional)
- » Air: Service and emergency with blanking plugs
- » Electrical: 12volt 7-pin female base with HD 5mm² cabling

ELECTRICAL

- » Chassis harness with protective conduit
- » Electrical prep kit, Body Builder chassis connections (optional)

SUPER-LINER AB WHEELBASE SPECIFICATIONS

WHEELBASE (mm)	EXHAUST TO CENTRE OF DRIVE (mm)							MAXIMUM FUEL CAPACITY	ADBLUE TANK CAPACITY	TURNING CIRCLE (m)
	Day Cab	Super Cab	30" B/D Sleeper	36" B/D Sleeper	40" Sleeper	46" Sleeper	52" Sleeper			
Bumper to Back of Cab	3115	3725	3675	3825	3930	4085	4235			Kerb to Kerb
4700*	2643							900L	150L	16
5050*	2993	2383	2433					1350L	150L	16.9
5100*	3043	2433	2483	2333				1350L	150L	17
5350	3173	2683		2583				1400L	200L	18.7
5450	3273	2783		2137	2578			1400L	200L	19
5550	3373	2883		2487	2678	2523		1650L	150L	19.3
5700	3523				2828	2673	2523	1650L	150L	19.8
5850	3673					2823	2673	1650L	150L	20.2
6050	3873						2873	1950L	150L	20.9
6250	4073						3073	1950L	150L	21.5

* C.A Wheelbase

CAB

TELEMATICS

Mack telematics system - speak with your Authorised Dealer for further information.

SHELL

- » Fusion Cab, ECE29 (cab strength test) compliant
- » Two piece windscreen

SLEEPER OPTIONS

- » 710mm (28") Super Cab with rear cabin extension
- » 762mm (30") High (CA) 3 Door

SLEEPER OPTIONS (CONT.)

- » 915mm (36") High-rise premium sleeper – 3 door (CA)
 - » 1,015mm (40") Mid-rise premium sleeper – 4 door
 - » 1,170mm (46") Mid-rise premium sleeper – 4 door
 - » 1,170mm (46") High-rise premium sleeper – 4 door
 - » 1,320mm (52") Mid-rise premium sleeper – 4 door
 - » 1,320mm (52") High-rise premium sleeper – 4 door
 - » 1473mm (58") and 1829mm (72") High available (CA)
 - » All sleepers have 4 access door and vertical cab extenders
- * Note additional sleeper options are available, speak with your Authorised Dealer.

CAB (CONT.)

CAB INTERIOR

- » Overhead storage (up to 3 pockets based on cab configuration)
 - » Rear Wall storage available (based on cab configuration)
 - » Door Storage (2 pockets)
 - » Cup Holders in dash
 - » Centre storage console (available based on cab configuration)
 - » Interior Trim - pleated ultra leather or diamond plate
 - » Central locking available
 - » Power windows available
 - » Self cancelling signals available (optional)
 - » Internal grab handles
- Speak with your Authorised Dealer for all options

SEATS

- » Driver: ISRI 'Big-Boy' air-ride Premium: 'MACK' embossed cloth trim, LH arm rest, upper, side and lower lumbar support with oscillating base and fore/aft seat cushion adjustment
- » Driver: ISRI 'Big-Boy' air-ride (optional): cloth trim, upper, side and lower lumbar support with fore/aft seat cushion adjustment
- » Passenger: ISRI fixed cushion
- » Passenger: ISRI premium air ride seat with upper and lower lumbar support, and fore/aft seat cushion adjustment (optional)

STEERING WHEEL

- » Bulldog soft touch rubber grip 457mm (18") diameter
- » Elite leather grip steering wheel (optional)
- » Adjustable tilt and telescopic steering column

INSTRUMENT

- » Driver information display – Co-Pilot
- » Speedometer/odometer (electronic)
- » Tachometer/hourmeter (electronic)
- » Voltmeter, engine hours, distance, trip recording
- » Engine coolant temperature, fuel and AdBlue levels
- » Primary and secondary air pressure
- » Oil pressure and oil temperature

FULL GAUGE PACKAGE

- » Manifold pressure, transmission temperature, exhaust temperature, brake application pressure, front and rear drive axle temperature

WINDSCREEN WIPERS

- » Electronic variable-speed, intermittent wipers with washer
- » Reservoir mounted under bonnet

AUDIO SYSTEM

- » Premium Radio/CD player including Bluetooth
- » iPod connector and USB connector

COMMUNICATIONS

- » GME CB radio (optional)
- » GME UHF radio (optional)

CLIMATE CONTROL

- » HVAC integral cab air conditioner/heater
- » Electronic controls
- » Replaceable dust intrusion filter

COURTESY LAMPS

- » Drivers/Passengers door entry lighting
- » Ambient floor lighting

SAFETY & WARNING

- » Set of 3 safety warning triangles
- » Door mounted emergency procedure guide (optional)
- » Emergency eye wash bottle (optional)

SAFETY & WARNING (CONT.)

- » 2.5kg in cab mounted fire extinguisher (optional)
- » Fresnel Lens (optional)

TYRE EQUIPMENT

- » Wheel lug wrench kit
- » Bottle jack (optional)

CAB EXTERIOR

- » Fibreglass bonnet and polyfibre fenders with splash aprons
- » Bonnet tilts forward with spring assist
- » Chrome Grille surround and side air intakes
- » Polished stainless steel cab skirts and air intake tubes
- » Black nylon bonnet hold down straps
- » Bright finish bonnet hold down straps (optional)
- » Stainless bug screen integrated with grille
- » Painted external sunvisor
- » Stainless steel exterior sunvisor (optional)

HEADLAMPS

- » Hella integral light/indicator unit with polycarbonate lens

MARKER & TAIL LAMPS

- » 5 roof-mounted amber lights and 3 in 1 tail lamp
- » LED roof clearance and tail lamps (optional)

REVERSING ALARM

- » Chassis mounted back up alarm (optional)

WARNING BEACON

- » Single amber revolving roof beacon (optional)
- » Double amber revolving roof beacons (optional)
- » Double amber revolving beacons air intake mounted (optional)

HOOK UP LAMP

- » Rear of cab mounted hook up lamp (optional)

HORNS

- » 2 x roof mounted, air horn trumpets
- » 2 x under bonnet mounted, electric

MIRRORS

- » Heated 'West Coast' mirrors with stainless steel arms
- » LH and RH power mirrors (standard)
- » LH and RH 7" spotter mirrors (standard)
- » LH down mirror (optional)

WINDSCREEN STONE GUARD

- » Matt black mesh windscreen stone guard (optional)

PAINT & ACCESSORIES

PAINT TYPE & COLOUR

- » Cab/sleeper: Single non-metallic cab colour (Incredible white standard)
- » Chassis: Single non-metallic chassis colour (black standard)
- » Epoxy Mine specification primer (CA)

ACCESSORIES

- » Many factory fitted accessories which are not listed, are also available
 - » All customers are encouraged to see their Authorised Dealer for full details
-



GET THE TOTAL PACKAGE.

Mack Genuine Parts are as tough as your truck. With premium materials and precision engineering, they're built to take whatever the road can throw at them.

Mack Total Support gives you the added confidence of warranties, servicing and maintenance from the people who made your machine.

Find more about Mack Total Support at macktrucks.com.au/parts-and-services/

Contact your dealer today and ask them to arrange for a Mack Driver Development Trainer to contact you.

1300 MY MACK



macktrucks.com.au

BORN READY.

Super-Liner-05-12-2014 Printed in Australia

The information in this brochure was current at the time of publication. Mack Trucks reserves the right to make changes in specifications, equipment and design, or to discontinue models, options or extras without notice at any time. MACK and the Bulldog design are registered trademarks. All rights reserved. V-MAC is a registered trademark. All rights reserved.