



MACK® ANTHEM

ALL-ROUND FLEXIBILITY.



MACK® ANTHEM

Versatile and robust, the Mack Anthem is just as at home working in dense urban traffic, construction sites or open highway. Making it perfect for local or interstate distribution and heavy construction applications.

BORN READY.

MACK® ANTHEM

KEY FEATURES

Perfect for open highway, local and interstate distribution, heavy construction, tipper and dog configurations

Powered by the Mack MP8 engine delivering up to 535hp and 1,920lb.ft. (2,600Nm) torque

*m*DRIVE automated manual transmission with deep reduction gears, takes all the effort out of gear changes and provides flexibility in low speed applications

Mack PowerLeash offers ultimate engine braking control under demanding conditions

“Road Stability Advantage” rollover prevention

Great fuel economy and low emissions

Quiet and comfortable cab

Built in Australia for Australian conditions



Comfortable Interiors

The Mack Anthem comes with new levels of driver comfort and functionality, to keep drivers comfortable and safe all day. Tilt/telescoping steering column, air suspension driver seat and all controls within reach keep drivers in control.

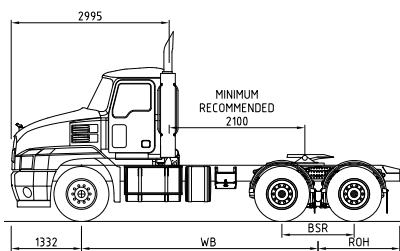
Total Support

Mack Genuine Parts are as tough as your truck. With premium materials and precision engineering, they're built to take whatever the road can throw at them. Mack Total Support gives you the added confidence of warranties, servicing and maintenance from the people who made your machine.

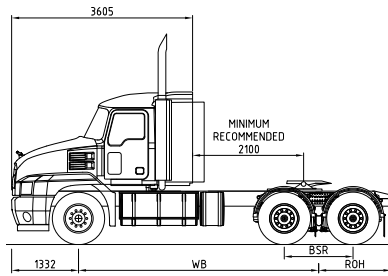
Configuration*	6x4				8x4
GCM	Please speak with your Mack Dealer for GCM ratings specific to your chosen spec				
Cab Type	Day Cab Tractor	Day Cab Rigid	28" Super Cab	36" Sleeper	Day Cab
Wheelbase (mm)	4,410, 4,460, 4,485, 4,710, 4,735, 4,860, 4,885, 4,910, 4,935	4,910, 4,935, 5,050, 5,085	4,710, 4,735	4,860, 4,885	3,627, 3,927, 4,327
Maximum Fuel Capacity^ (L)	850	850	1,000	1,460	615
AdBlue Tank Capacity^ (L)	125, 150	125	125	150	60

*Other configuration options available via C.A.
^Various fuel packages available

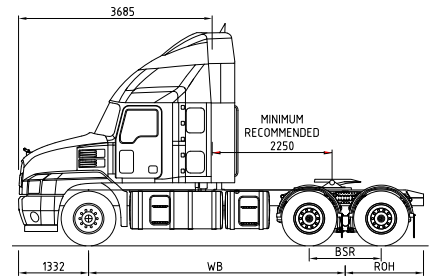
CAB OPTIONS



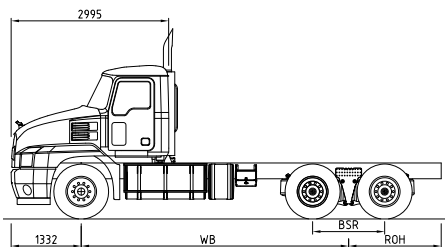
6x4 Day Cab Tractor



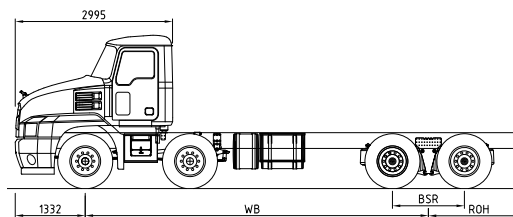
6x4 28" Super Cab (710mm)



6x4 36" Stand-Up Sleeper (914mm)



6x4 Day Cab Rigid



8x4 Day Cab

MACK® ANTHEM



ENGINE	Mack MP8 13 litre, 435hp, 500hp, 535hp SCR Emission Level Euro5 (ADR80-03)
Horsepower/ Torque	435hp (330kW) / 1,655lb.ft (2,240Nm)
	500hp (373kW) / 1,840lb.ft. (2,490Nm)
	535hp (399kW) / 1,920lb.ft (2,600Nm)
Engine Brake	Advanced PowerLeash engine brake Engine retarding power up to 495hp (370kW)
Exhaust	Single RHS frame mounted catalyst with stainless steel heat shield
	Outlet twin 152mm (6") vertical exhaust
	Exhaust tip height above ground 3.5m RHS low underframe exhaust outlet
Air Intake & Filter	Donaldson 279mm (11") single dry type element, dual canisters mounted under the cab Steel dust extractors and external raised air intakes mounted in front of the cabin 'A' pillars

TRANSMISSION	STANDARD	OPTIONAL	OPTIONAL
Transmission Type	AMT <i>m</i> DRIVE 12-speed	AMT <i>m</i> DRIVE HD 13-speed	AMT <i>m</i> DRIVE XHD 14-speed
Multispeed Reverse Gears	4	6	6
LO / HI	14.94 / 1.00	19.38 / 1.00	32.04 / 1.00

FRONT AXLE	Mack FXL 14.6 Single Steer	Mack FXL 14.6 Twin Steer
Capacity	14,600 lbs (6.6t)	29,200 lbs (13t)
Suspension	Front Multileaf Spring Front Parabolic Spring	

CHASSIS FRAME	OPTIONAL	STANDARD	OPTIONAL
Rail Dimensions	300 x 90 x 7mm	300 x 90 x 8mm	300 x 90 x 9.5mm

REAR AXLE	STANDARD	OPTIONAL	OPTIONAL
Axle Type	Meritor RT46-160GP	Meritor MT40-14XGP	Mack 2370B
Capacity	46,000 lbs (21t)	40,000 lbs (18t)	50,000 lbs (23t)
Suspension	Mack AL460 Air Suspension		
	Mack AP460 Air Suspension		
	Mack Air Ride Suspension		
	Maxlite Air Suspension		

CAB	Fusion Cab, ECE29 (cab strength test) compliant
Cab Storage	Overhead storage available
	Rear Wall storage available
	Door Storage (2 pockets)
	Centre storage console available
Cab Type	Day Cab
	Super Cab - 710mm Rear Cabin Extension (28")
	Sleeper - 914mm Stand-Up Mid-Rise (36")

☐ Shaded areas indicate optional equipment.

MACK® ANTHEM

BRAKE SYSTEM	Bendix Antilock Braking System
Front Brakes	Front 'S' Cam with Iron Brake Drum
	Front Disc Brake
Rear Brakes	Rear 'S' Cam with Iron Brake Drum
	Rear Disc Brake
	ABS
	Grade Gripper - Hill Start Assist
	Mack Road Stability Advantage (ESP - Electronic Stability Program)

SAFETY	Advanced active safety technology
Alerts	Alert Prioritisation
	Bendix Blindspotter
	Following Distance Alert
	Impact Alert
	Lane Departure Warning
Braking Intervention	Stationary Object Alert
	Stationary Vehicle Braking
	Enhanced Collision Mitigation
	Adaptive Cruise Control With Braking

Shaded areas indicate optional equipment.

All illustrations, specifications and descriptions in this specification are based on the latest product information available at the time of this publication. The right is reserved to make changes in price, materials, equipment, design, specifications, diagrams and models, and to discontinue models of equipment at any time, without notice and without incurring any obligation whatsoever. For more information on additional options and accessories, contact Mack Trucks Australia. (www.macktrucks.com.au).

FUEL TANKS	Various fuel packaging options available
LHS	265L, 350L & 500L Round tanks
	300L, 660L & 700L 'D'-Shape tanks
RHS	200L, 265L, 350L & 500L Round tank
	500L 'D'-Shape tanks
ADBLUE TANKS	DEF TANKS
LHS Outside of Frame	60L & 125L Round tank
RHS Outside the Frame	150L 'D'-Shape tanks

WHEELS	10 Stud Options
285mm PCD	8¼" steel disc
	8¼" machine buff disc
	8¼" and 9" polished alloy disc
	8¼" and 9" polished Dura-Bright alloy disc
335mm PCD	8¼" steel disc
	8¼" and 9" polished alloy disc
	8¼" and 9" polished Dura-Bright alloy disc

TYRES	Bridgestone / Michelin tyres
--------------	------------------------------

PAINT	Cab/sleeper: Single non-metallic cab colour (Incredible white standard)
	Chassis: Single non-metallic chassis colour (black standard)

ACCESSORIES	Many factory fitted accessories which are not listed, are also available
	All customers are encouraged to see their Authorised Dealer for full details

