

**MACK®**

# Built tough for the toughest jobs.



## MACK TITAN

Developed to take the hard work out of tough jobs the Mack Titan is best suited for heavy and challenging loads. Your ideal truck for forestry operations, heavy haulage applications, and operations where the payloads are large and the road conditions demanding.

Max GVWR

**31.8**

TONNE

Power

**780**

MAX HP

Peak Torque

**2,800**

LBS.-FT. MAX

# TITAN



## Key Features

The ultimate truck for the toughest conditions. Perfect for challenging heavy duty and demanding haul applications

MP11 engine delivers up to 780hp and 2800lb.ft (3800 Nm) torque

mDRIVE™ automated manual transmission with deep reduction gears, takes all the effort out of gear changes and provides flexibility in low speed applications

Mack PowerLeash offers ultimate engine braking control under demanding conditions

“Road Stability Advantage” rollover prevention

Great fuel economy and low emissions

Mack Infotainment system with Apple CarPlay, Android Auto compatibility and wireless phone charging pocket

Quiet and comfortable cab with new cab suspension for an improved ride

Built in Australia for New Zealand conditions

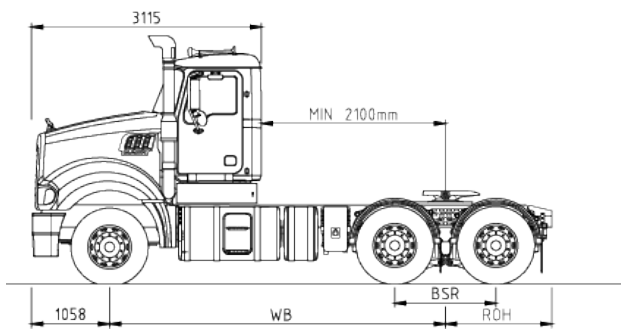


## Comfortable Interiors

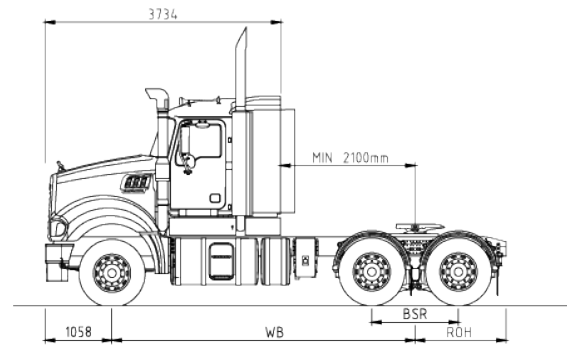
The Mack Titan comes with new levels of driver comfort, safety and functionality. Designed for the driver, with added cab suspension, a tilt/telescoping steering column, drivers seat with air suspension and all controls within reach, the cab offers an improved ride and reduced vibration in tough New Zealand conditions

## Total Support

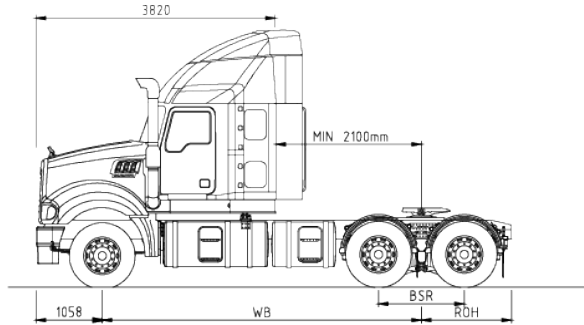
Mack Genuine Parts are as tough as your truck. With premium materials and precision engineering, they're built to take whatever the road can throw at them. Mack Total Support gives you the added confidence of warranties, servicing and maintenance from the people who know your machine. With New Zealand wide support, we have the right solution for your operation.



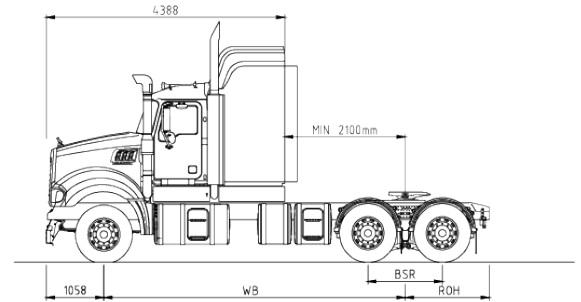
**6x4 Day Cab**



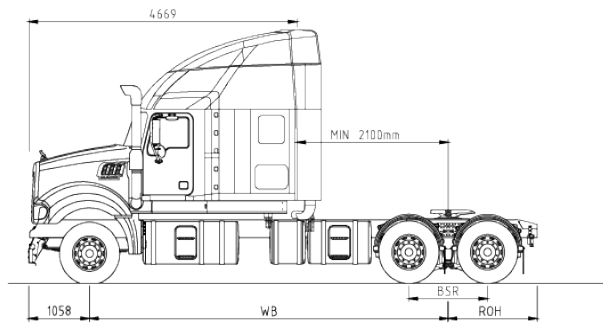
**6x4 28" Super Cab (710mm)**



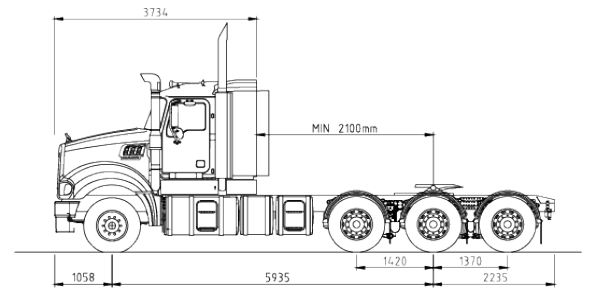
**6x4 36" Stand-Up Sleeper Cab (914mm)**



**6x4 58" Sleeper Cab (1,473mm)**



**6x4 70-Inch Sleeper Cab (1,778 mm)**



**Mack Tri-Drive**

Configuration*		6x4				
GCM		Please speak with your Mack Sales contact for GCM ratings specific to your chosen spec.				
Cab Type		Day Cab	28" Supercab	36" Sleeper	58" Sleeper	70" Sleeper
Wheelbase	(mm.)	5,250, 5,350, 5,450, 5,800, 5,840, 6,050, 6,090, 6,250, 6,290	5,350, 5,450, 5,800, 6,050, 6,250	5,100	5,800	6,100
Maximum Fuel Capacity**	L	900 965	1,400	1,350	1,850	1,925 2,175
AdBlue Tank Capacity**	L	125 150	200	150	200	200

\*Other configuration options available via C.A.

\*\*Various fuel packages available.

<b>ENGINE</b>	Mack MP11 17 litre 600hp, 700hp & 780hp SCR Emission level Euro6 (ADR80-04)
<b>HP / Torque</b>	600hp (441kW) / 2,212lb.ft (3,000Nm)
	700hp (515kW) / 2,507lb.ft (3,400Nm)
	780hp (574kW) / 2,800lb.ft (3,800Nm)
<b>Engine Brake</b>	Advanced PowerLeash engine brake Engine retarding power up to 704hp (525kW)
<b>Exhaust</b>	Single RHS frame mounted catalyst with stainless steel heat shield
	Outlet twin 152mm (6") vertical exhaust
	Exhaust tip height above ground 4.2m
	RHS low underframe exhaust outlet
<b>Air Intake &amp; Filter</b>	Donaldson 279mm (11") single dry type, dual canisters mounted under the cab
	Steel dust extractors and external raised air intakes mounted in front of the cabin 'A' pillars

TRANSMISSION	STANDARD	OPTION	OPTION
<b>Transmission Type</b>	AMT mDRIVE 12-speed	AMT mDRIVE HD 13-speed	AMT mDRIVE XHD 14-speed
<b>Multispeed Reverse Gears</b>	4	6	6
<b>LO / HI</b>	11.73 / 0.78	17.54 / 0.78	32.04 / 0.78

<b>FRONT AXLE</b>	Mack FXL 14.6	Mack FXL 18.0
<b>Capacity</b>	16,500 lbs (7.5t)	18,000 lbs (8.2t)

<b>Suspension</b>	Front Parabolic Spring
	Front Multileaf Spring

<b>CHASSIS FRAME</b>	<b>STANDARD</b>
<b>Rail Dimensions</b>	300 x 90 x 11mm

REAR AXLE	STANDARD	OPTION	OPTION	OPTION
<b>Axle Type</b>	2310A	Meritor RT52- 185GP	Dana D52- 190P	2610B
<b>Capacity</b>	50,000 lbs (23t)	52,000 lbs (24t)	52,000 lbs (24t)	58,000 lbs (26t)

<b>Suspension</b>	Rear leaf suspension 75mm T-Ride spring
	Mack Air Ride Suspension
	Neway AD260 Air Suspension

<b>CAB</b>	Fusion Cab, ECE29 (cab strength test) compliant
------------	---

<b>Cab Storage</b>	Overhead storage available
	Rear Wall storage available
	Door Storage (2 pockets)
	Centre storage console available

<b>Cab Type</b>	Day Cab
	Super Cab - 710mm Rear Cabin Extension (28")
	Sleeper - 914mm Stand-Up Mid-Rise (36")
	Sleeper - 1,473mm High-Rise (58")
	Sleeper - 1,778mm Stand-Up Mid-Rise (70")

<b>BRAKE SYSTEM</b>	Bendix Antilock Braking System
	"S" Cam Air Brake System

<b>Front Brakes</b>	Front Disc Brake
	Front 'S' Cam with Iron Brake Drum

<b>Rear Brakes</b>	Rear Disc Brake
	Rear 'S' Cam with Iron Brake Drum
	ABS
	Grade Gripper - Hill Start Assist
	Mack Road Stability Advantage (ESP - Electronic Stability Program)

■ Shaded areas indicate optional specifications.

<b>SAFETY</b>	Advanced active safety technology
<b>Alerts</b>	Alert Prioritisation
	Bendix Blindspotter
	Following Distance Alert
	Impact Alert
	Lane Departure Warning
	Stationary Object Alert
<b>Braking Intervention</b>	Stationary Vehicle Braking
	Enhanced Collision Mitigation
	Adaptive Cruise Control With Braking
	Multi-Lane Automated Emergency Braking
	Highway Departure Braking
<b>FUEL TANKS</b>	Various fuel packaging options available
<b>LHS</b>	265L & 350L Round tanks
	250L, 400L, 450L, 500L, 590L, 610L & 620L 'D'-Shape tanks
<b>RHS</b>	350L Round tank
	400L, 410L, 450L & 575L 'D'-Shape tanks

<b>ADBLUE TANKS</b>	DEF TANKS
<b>LHS Outside of Frame</b>	150L & 200L 'D'-Shape tanks
<b>RHS Outside the Frame</b>	125L Round Tank & 150L 'D'-Shape tanks
<b>Underbelly Tank</b>	200L Underbelly Tank
<b>WHEELS</b>	10 Stud Options
<b>285mm PCD</b>	8¼" steel disc
	8¼" machine buff disc
	8¼" and 9" polished alloy disc
	8¼" and 9" polished Dura-Bright alloy disc
<b>335mm PCD</b>	8¼" and 9" steel disc
	8¼" and 9" polished alloy disc
	8¼" and 9" polished Dura-Bright alloy disc
<b>TYRES</b>	Bridgestone / Michelin tyres
<b>PAINT</b>	Cab/sleeper: Single non-metallic cab colour (Incredible White standard)
	Chassis: Single non-metallic chassis colour (Black standard)
<b>ACCESSORIES</b>	Many factory fitted accessories which are not listed are also available
	All customers are encouraged to see their Authorised Dealer for full details

■ Shaded areas indicate optional specifications.





Mack Trucks New Zealand  
0800 683 383  
mack.sales@mtd.co.nz  
macktrucks.co.nz

All illustrations, specifications and descriptions in this specification are based on the latest product information available at the time of this publication. The right is reserved to make changes in price, materials, equipment, design, specifications, diagrams and models, and to discontinue models of equipment at any time, without notice and without incurring any obligation whatsoever. For more information on additional options and accessories, contact Mack Trucks New Zealand. ([www.macktrucks.co.nz](http://www.macktrucks.co.nz)).

©2024 Mack Trucks, Inc. All rights reserved. Mack, Mack and the Bulldog design, Bulldog and all other marks contained herein are registered trademarks of Mack Trucks, Inc. and/or Mack Trucks, Inc. affiliated companies. All other marks contained herein are the property of their respective owners.

SS-MTA-CXX-090524